

VESTDAVIT **PRODUCT RANGE**

Single Point davits

PL davit

The popular PL Series is highly customizable and suitable for both civilian and military applications. The series is Vestdavit's most compact and can be transported within a standard 20 foot ISO container, reducing delivery time and cost.



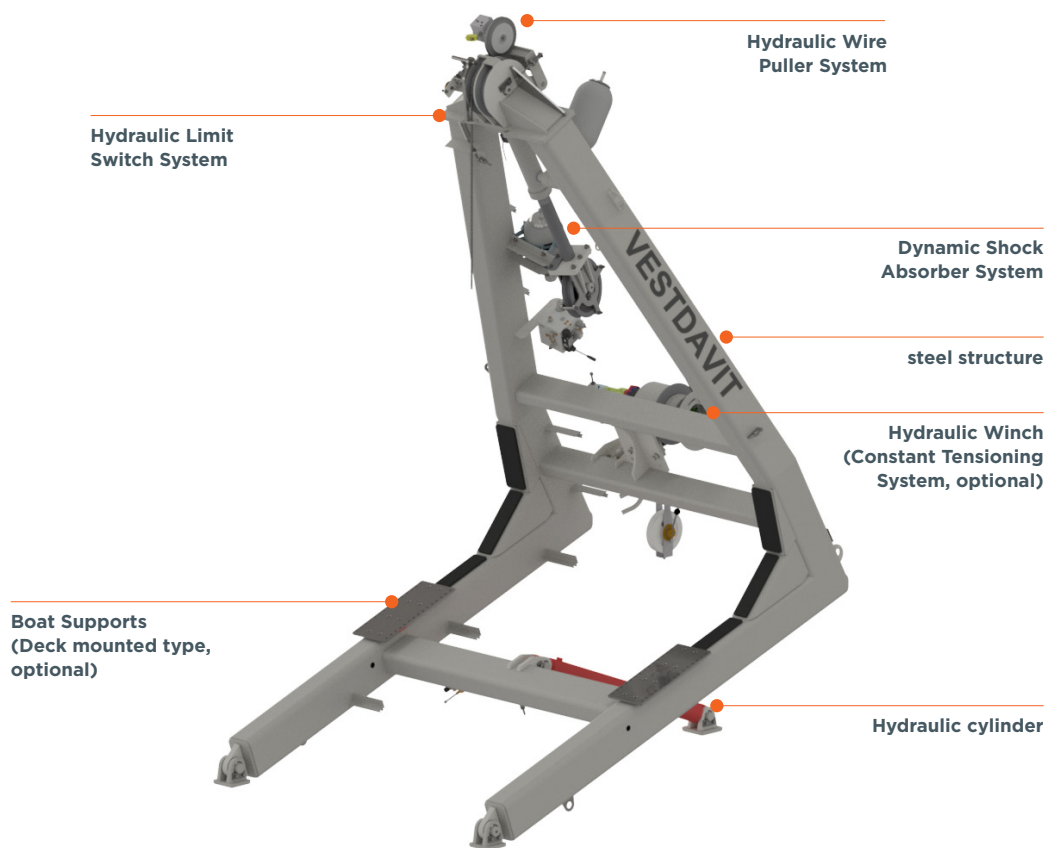
PL davit features

- Shock Absorber
- SOLAS
- Standard Keel Support

Optional features

- Constant Tension System
- Stainless steel fittings
- Control stand
- Control station
- Submerged HPU (or top mounted for outdoor placement)
- HPU stainless tank
- Soft starter
- Stainless steel starter for outdoor placement
- Metallization
- Remote Control (wired or wireless)
- Skid
- Hydraulic Guiding arms
- Wire puller
- Limit switch
- Upgraded Winch Speed
- -40 degrees winterisation

PL davit



All data presented in this table are indicative and minor deviations may occur. Data may be subject to change based on final system configuration.

Model	MED Cert.	MWL	Total Travel (outreach)	Inst. Height, Stored Pos (mm)	Estimated Std Weight (kg)	Std. Max Hoist Speed (m/min)	Estimated Std Power Cons. (kW)	SOLAS	Opt. Max Hoist Speed (m/min)
PL-1500	Yes	1500	2788		1150	0-36	21	Yes	0-50
PL-2501	Yes	2500	3245		2150	0-36	31	Yes	0-50
PL-3600R	Yes	3600	3778		2700	0-36	43	Yes	0-60

PLR davit

The PLR Series is suitable for a large range of boat types and working loads depending on the model. Anti-pendulation hydraulic guiding arms are an effective feature for increasing safety and widening the operational window.



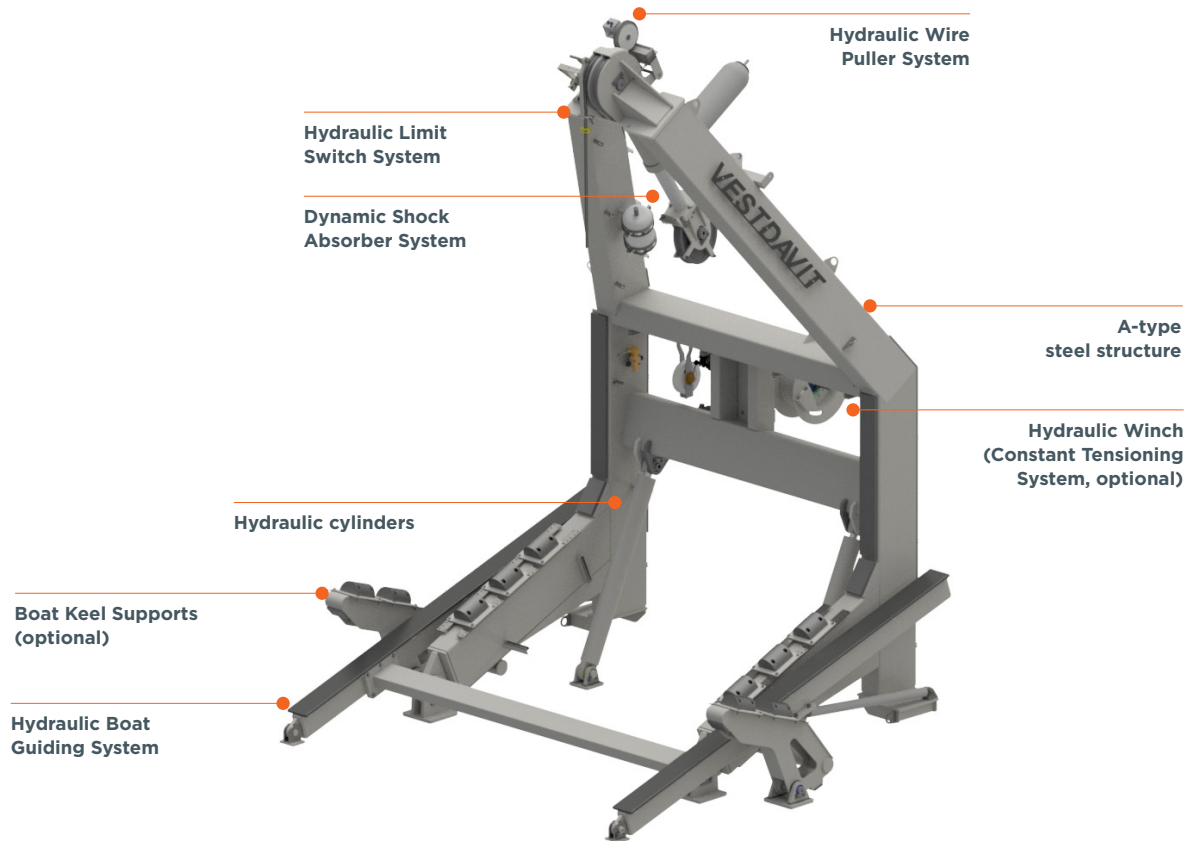
PLR davit features

- Shock Absorber
- Standard Keel Support
- Hydraulic guiding arms
- Wire puller
- Limit switch

Optional features

- Upgraded Winch Speed
- SOLAS
- Constant Tension System
- Stainless steel fittings
- Control stand
- Control station
- Submerged HPU (or top mounted for outdoor placement)
- HPU stainless steel tank
- Soft starter
- Stainless steel starter for outdoor placement
- Metallization
- Remote Control (wired or wireless)
- Skid
- Speed 50 m/min
- -40 degrees winterisation

PLR davit



All data presented in this table are indicative and minor deviations may occur. Data may be subject to change based on final system configuration.

Model	MED Cert.	MWL	Total Travel (outreach)	Inst. Height, Stored Pos (mm)	Estimated Std Weight (kg)	Std. Max Hoist Speed (m/min)	Estimated Std Power Cons. (kW)	SOLAS	Opt. Max Hoist Speed (m/min)
PLR-5000	Yes	5000	3496	4306	3200	0-36	59	Optional	0-60
PLR-5002	Yes	5000	4090	4326	4400	0-36	59	Optional	0-60
PLR-5003	Yes	5000	4380	4957	4950	0-36	59	Optional	0-60
PLR-7000	Yes	7000	4389	5514	5600	0-36	86	Optional	0-60
PLR-7001	Yes	7000	4321	5425	6380	0-36	86	Optional	0-60
PLR-12005	Yes	12000	4339	5913	7900	0-30	112	Optional	0-40
PLR-15000	No	15000	4411	6997	12000	0-30	146	No	0-40
PLRH-5000	Yes	5000	3908	5260	4000	0-36	59	Optional	0-60

PLD davit

The PLD series is a modular and highly customizable system with a large weight range. The modular design allows the user to remote and replace components easily, thereby saving time and cost. The PLD series can be equipped fully removable with a triaxially compensated docking head for anti-pendulation.



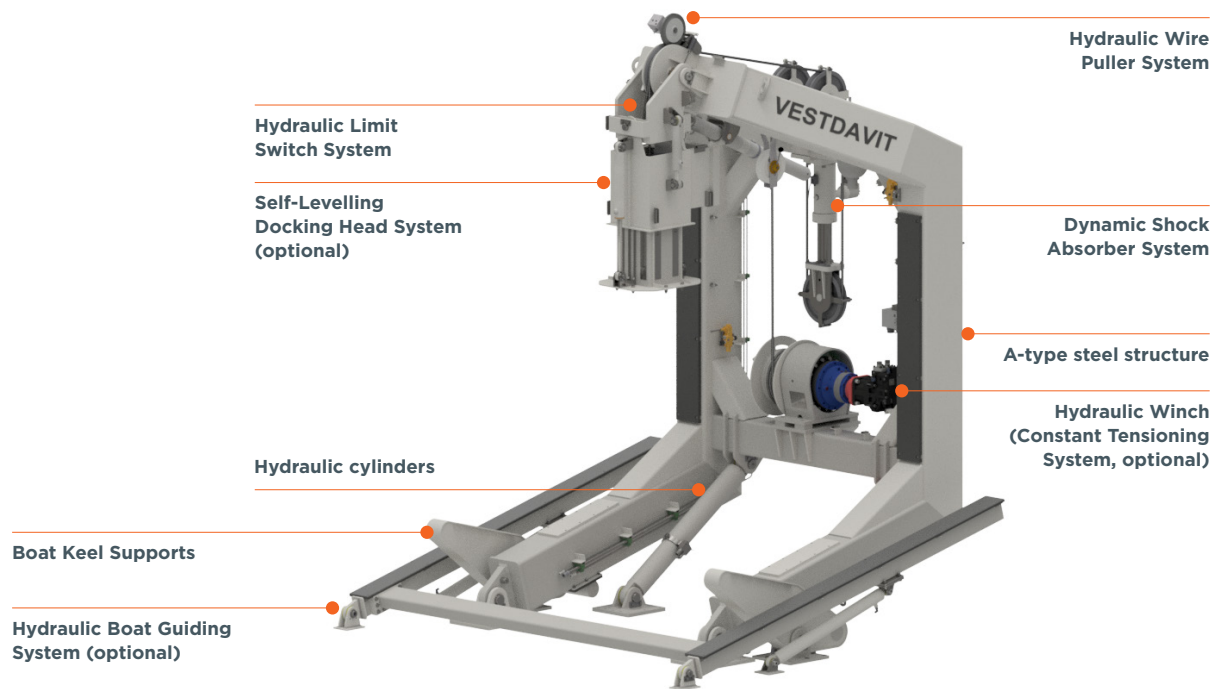
PLD davit features

- Standard Keel Support
- Wire puller/
- Limit switch
- Shock absorber

Optional features

- Upgraded Winch Speed
- Docking head
- SOLAS
- Constant Tension System
- Stainless steel fittings
- Control stand
- Control station
- Submerged HPU (or top mounted for outdoor placement)
- HPU stainless tank
- Soft starter
- Stainless steel starter for outdoor placement
- Metallization
- Enclosed Inspection Ladder
- Remote Control (wired or wireless)
- Skid
- Hydraulic Guiding arms
- -40 degrees winterisation

PLD davit



All data presented in this table are indicative and minor deviations may occur. Data may be subject to change based on final system configuration.

Model	MED Cert.	MWL	Total Travel (outreach)	Inst. Height, Stored Pos (mm)	Estimated Std Weight (kg)	Std. Max Hoist Speed (m/min)	Estimated Std Power Cons. (kW)	SOLAS	Opt. Max Hoist Speed (m/min)
PLD-4000	Yes	4000	3928	4796	4150	0-36	50	Optional	0-60
PLD-5000	Yes	5000	3975	4591	4150	0-36	59	Optional	0-60
PLD-6000	Yes	6000	3928	4556	4700	0-36	70	Optional	0-60
PLD-6002	Yes	6000	4359	4969	4900	0-36	70	Optional	0-60
PLD-9000	Yes	9000	5734	6628	8850	0-36	110	Optional	0-40
PLD-12000	Yes	12000	5826	7704	-	0-30	118	Optional	0-40
PLD-12001	Yes	12000	6916	8481	14000	0-30	118	No	0-40
PLD-15001	No	15000	5827	8620	18000	0-30	160	No	0-40
PLD-16000	No	15000	6097	7711	15880	0-30	172	No	0-40
PLD-16001	No	16000	5826	8977	-	0-30	172	No	0-40

*Designed to accomodate extra wide catamaran crafts

PLi davit

The PLi Series is a fully integrated “plug and play” system with built in power pack, starter and control system. Installation is simple and requires simply that the frame is welded/bolted to the deck and that the power supply be connected.



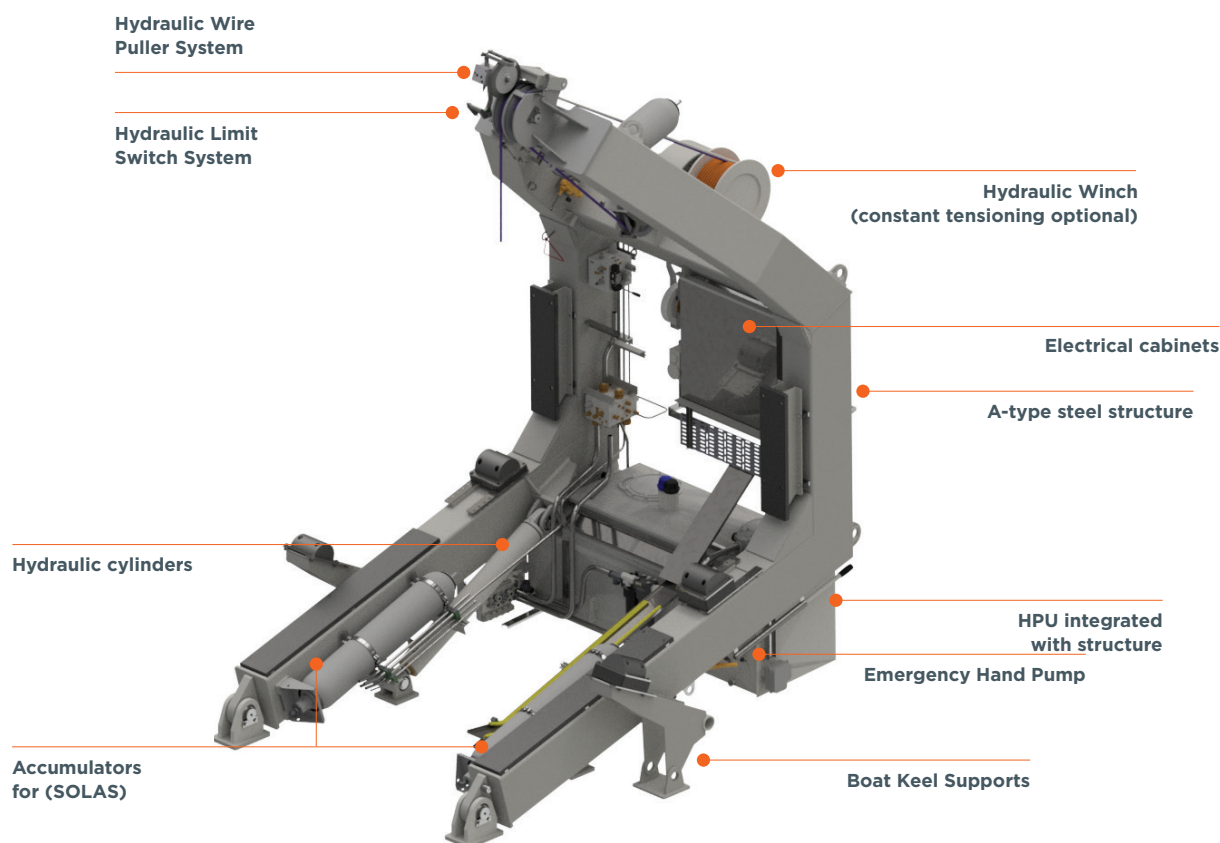
PLi davit features

- SOLAS
- Shock Absorber
- Remote (wired)
- Stainless steel starter

Optional features

- Stainless steel fittings
- Stainless steel starter for outdoor placement
- Metallization
- -40 degrees winterisation

PLi davit



All data presented in this table are indicative and minor deviations may occur. Data may be subject to change based on final system configuration.

Model	MED Cert.	MWL	Total Travel (outreach)	Inst. Height, Stored Pos (mm)	Estimated Std Weight (kg)	Std. Max Hoist Speed (m/min)	Estimated Std Power Cons. (kW)	SOLAS	Opt. Max Hoist Speed (m/min)
PLi-2000	Yes	2000	3083	3392	1880	0-36	29	Yes	0-50
PLi-4000	Yes	4000	4047	4308	4150	0-36	48	Yes	0-60

PAP davit

The PAP is a single point davit designed for launch and recovery of large workboats. The docking head is triaxially compensated and integrated into the davit structure.



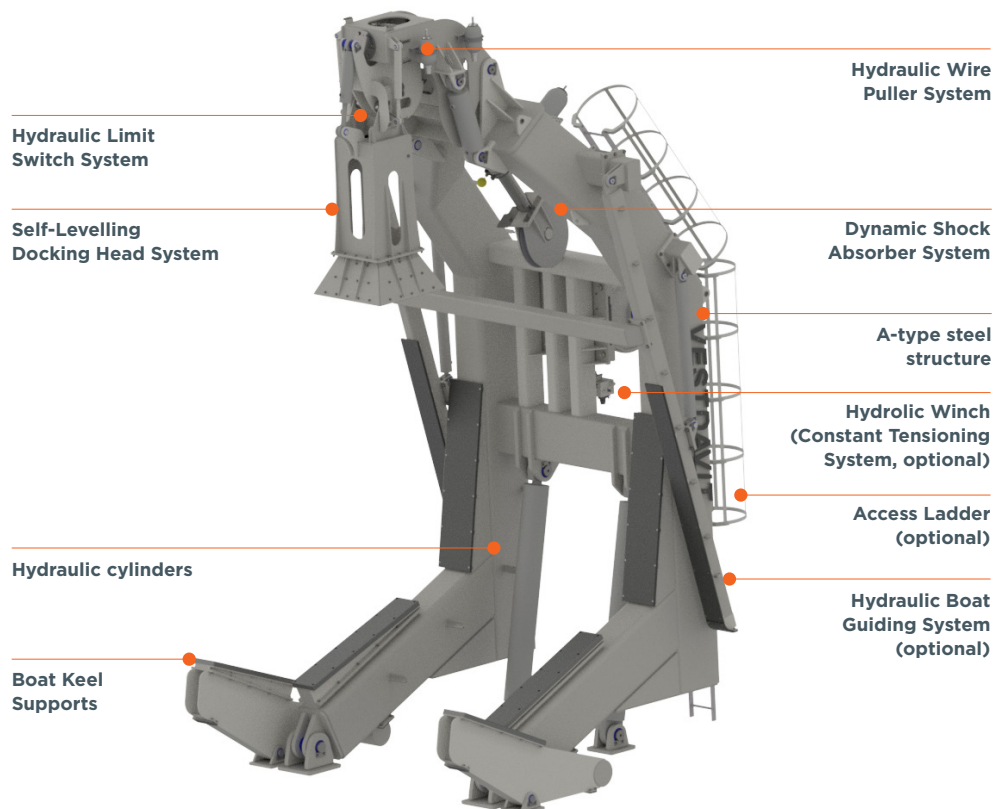
PAP davit features

- Docking head
- Shock absorber
- Constant Tension System
- Wire puller
- Limit switch

Optional features

- Winch Speed 40m/min
- Dead ship emergency lowering in accordance with Seismic Emergency Regulations
- Stainless steel fittings
- Control stand
- Control station
- Multi Keel Support
- Submerged HPU (or top mounted for outdoor placement)
- HPU stainless tank
- Soft starter
- Stainless steel starter for outdoor placement
- Metallization
- Enclosed Inspection Ladder
- Remote Control (wired or wireless)
- Skid
- Hydraulic Guiding arms
- -40 degrees winterisation

PAP davit



All data presented in this table are indicative and minor deviations may occur. Data may be subject to change based on final system configuration.

Model	MED Cert.	MWL	Total Travel (outreach)	Inst. Height, Stored Pos (mm)	Estimated Std Weight (kg)	Std. Max Hoist Speed (m/min)	Estimated Std Power Cons. (kW)	SOLAS	Opt. Max Hoist Speed (m/min)
PAP-6000	Yes	6000	4972	4842	6570	0-36	70	Optional	0-60
PAP-6500	Yes	6500	4969	5147	7150	0-36	74	Optional	0-60
PAP-7500	Yes	7500	4019	6116	7800	0-36	93	Optional	0-50
PAP-9000	Yes	9000	4017	6217	8100	0-36	119	Optional	0-50
PAP-16000	No	16000	5431	7632	18380	0-30	172	Optional	0-40

PAPH davit

Our PAPH series is an anti-pendulation system with a fully integrated docking head.



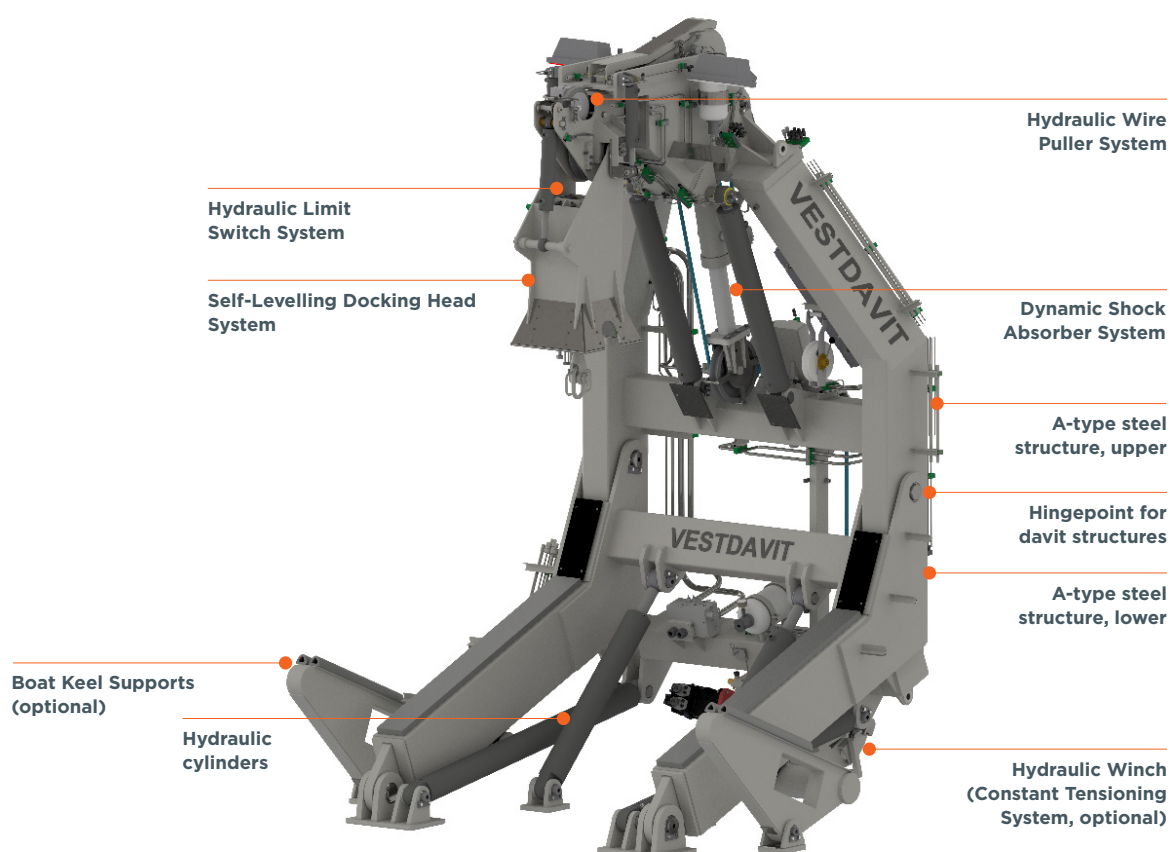
PAPH davit features

- Docking head
- Shock absorber
- Constant Tension System
- Wire puller
- Limit switch
- Remote control (wired or wireless)
- PLC control
- Linear sensor in cylinders

Optional features

- Winch Speed 40m/min
- Dead ship emergency lowering in accordance with Seismic Emergency Regulations
- Stainless steel fittings
- Control stand
- Control station
- Multi Keel Support
- Submerged HPU (or top mounted for outdoor placement)
- HPU stainless tank
- Soft starter
- Stainless steel starter for outdoor placement
- Metallization
- Enclosed Inspection Ladder
- Skid
- -40 degrees winterisation

PAPH davit



All data presented in this table are indicative and minor deviations may occur. Data may be subject to change based on final system configuration.

Model	MED Cert.	MWL	Total Travel (outreach)	Inst. Height, Stored Pos (mm)	Estimated Std Weight (kg)	Std. Max Hoist Speed (m/min)	Estimated Std Power Cons. (kW)	SOLAS	Opt. Max Hoist Speed (m/min)
PAPH-7000	Yes	7000	4805	4786	7600	0-36	86	Optional	0-60

PLA davit

Vestdavit PLA series is a fully hydraulically operated single-point aluminum A-frame davit.



PLA davit features

- Shock Absorber
- Standard Keel Support
- Metallization
- Hydraulic guiding arms
- Wire puller
- Limit switch

Optional features

- SOLAS
- Constant Tension System
- Stainless steel fittings
- Control stand
- Control station
- Submerged HPU (or top mounted for outdoor placement)
- HPU stainless steel tank
- Soft starter
- Stainless steel starter for outdoor placement
- Remote Control (wired or wireless)
- Skid
- Speed 50 m/min
- -40 degrees winterisation

PLA davit



All data presented in this table are indicative and minor deviations may occur. Data may be subject to change based on final system configuration.

Model	MED Cert.	MWL	Total Travel (outreach)	Inst. Height, Stored Pos (mm)	Estimated Std Weight (kg)	Std. Max Hoist Speed (m/min)	Estimated Std Power Cons. (kW)	SOLAS	Opt. Max Hoist Speed (m/min)
PLA-2500	Yes	2500	2996	4095	1750	0-36	31	Yes	0-40

PLAR davit

The PLAR is a single point aluminum davit that delivers weight savings of 30% over an equivalent steel system, thereby reducing upper deck weight on the platform. The system is highly customizable.



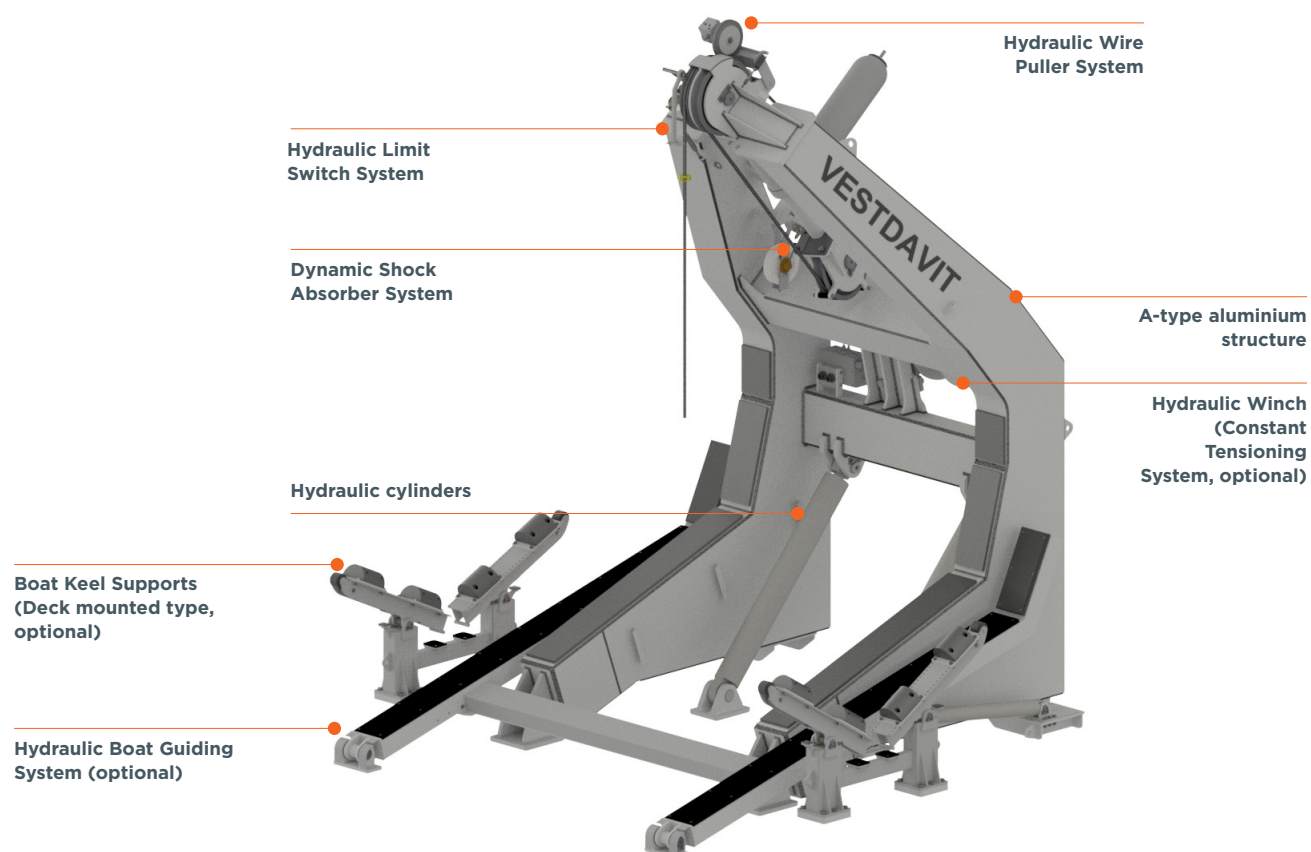
PLAR davit features

- Shock Absorber
- Standard Keel Support
- Metallization
- Hydraulic guiding arms
- Wire puller
- Limit switch

Optional features

- SOLAS
- Constant Tension System
- Stainless steel fittings
- Control stand
- Control station
- Submerged HPU (or top mounted for outdoor placement)
- HPU stainless steel tank
- Soft starter
- Stainless steel starter for outdoor placement
- Remote Control (wired or wireless)
- Skid
- Speed 50 m/min
- -40 degrees winterisation

PLAR davit



All data presented in this table are indicative and minor deviations may occur. Data may be subject to change based on final system configuration.

Model	MED Cert.	MWL	Total Travel (outreach)	Inst. Height, Stored Pos (mm)	Estimated Std Weight (kg)	Std. Max Hoist Speed (m/min)	Estimated Std Power Cons. (kW)	SOLAS	Opt. Max Hoist Speed (m/min)
PLAR-3600	Yes	3600	3466	4324	2000	0-36	43	Yes	0-60
PLAR-4501	Yes	4500	3411	4204	2300	0-36	55	Yes	0-60
PLAR-6501	Yes	6500	3752	4588	3200	0-36	74	Optional	0-60

L davit

A single point system designed to launch life rafts. The L davit can launch up to 3 life rafts sequentially in the event of a vessel power loss.



L davit features

- SOLAS

Optional features

- Stainless steel fittings
- Submerged HPU (or top mounted for outdoor placement)
- HPU stainless tank
- Soft starter
- Stainless steel starter for outdoor placement
- Metallization
- -40 degrees winterisation

L davit



All data presented in this table are indicative and minor deviations may occur. Data may be subject to change based on final system configuration.


Model	MED Cert.	MWL	Total Travel (outreach)	Inst. Height, Stored Pos (mm)	Estimated Std Weight (kg)	Std. Max Hoist Speed (m/min)	Estimated Std Power Cons. (kW)	SOLAS	Opt. Max Hoist Speed (m/min)
L-2500	Yes	2500	3318	3946	1800	0-18	10	Yes	-
L-3500	Yes	3500	3214	4318	1900	0-18	10	Yes	-

VESTDAVIT **PRODUCT RANGE**

Dual Point **davits**

H davit

The H davit is a two-point davit for lifeboats. The system can be configured to launch and recover both lifeboats and rescue boats. The design can be modified significantly to handle lifeboats of varying size whilst retaining class approval.



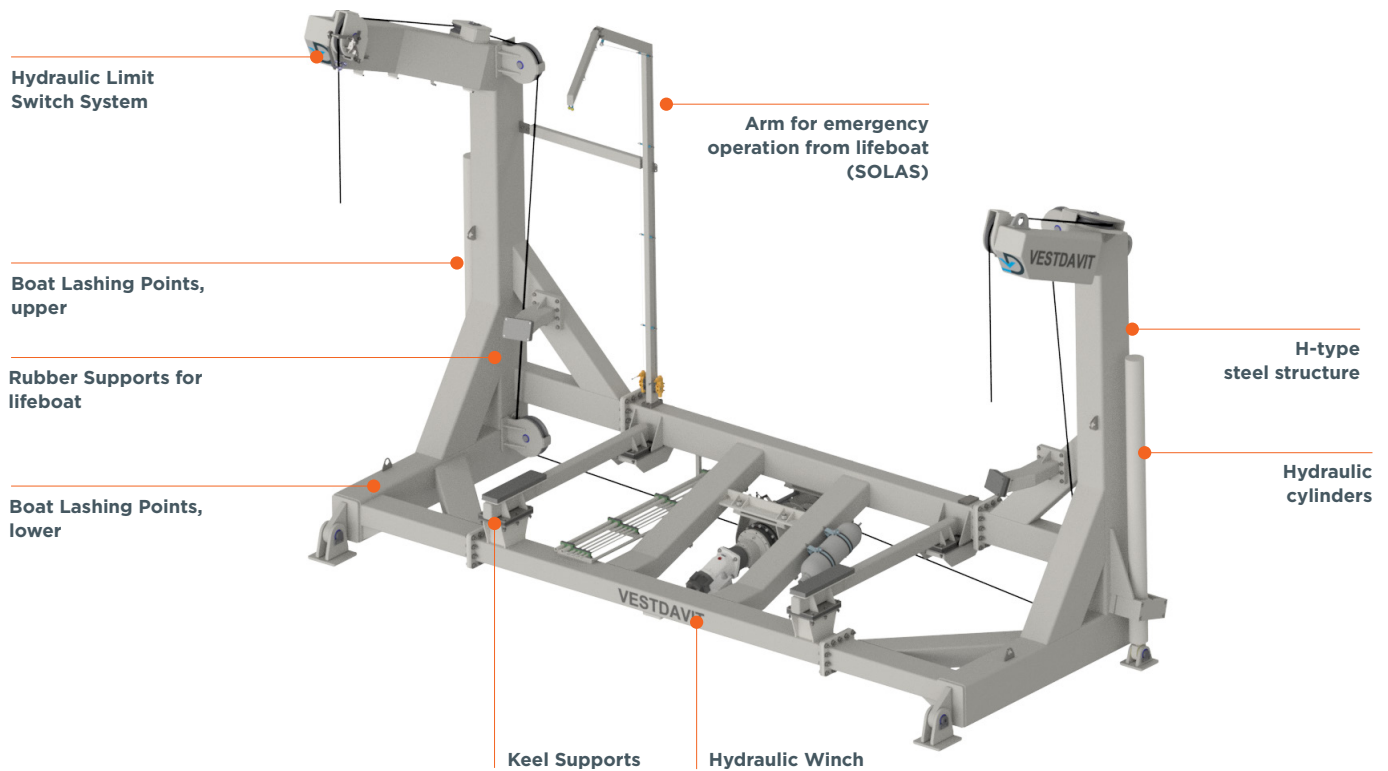
H davit features

- SOLAS
- Shock Absorber
- Limit switch

Optional features

- Stainless steel fittings
- Control stand
- Control station
- Submerged HPU (or top mounted for outdoor placement)
- HPU stainless tank
- Soft starter
- Stainless steel starter for outdoor placement
- Remote Control (wired or wireless)
- Wire puller
- -40 degrees winterisation

H davit



All data presented in this table are indicative and minor deviations may occur. Data may be subject to change based on final system configuration.

Model	MED Cert.	MWL (kg)	Total Travel (outreach) (mm)	Inst. Height, Stored Pos (mm)	Estimated Std Weight (kg)	Hoist Speed (m/min)	Estimated Std Power Cons. (kW)	SOLAS
H-5000	Yes	5000	3135	3626	Issued on request	0-6/0.18*	8/24	Yes
H-9001	Yes	9000	4205	4806	Issued on request	0-6/0.18*	19/54	Yes
H-13000	Yes	13000	4340	4795	Issued on request	0-6/0.18*	24/78	Yes
H-20000	Yes	20000	4406	5265	Issued on request	0-6/0.18*	36/98	Yes

*Hoist speed 0-6 m/min for lifeboats, 0-18 m/min for rescue boats

HN davit

The Vestdavit HN series is a navalized H-Frame davit system, including equipment such as shock absorbers and winches with constant tension systems being duplicated on each fall. These falls are then coordinated by PLC which facilitates auto levelling during launch and recovery, as well as allowing for pre-programmed launch and recovery sequences.



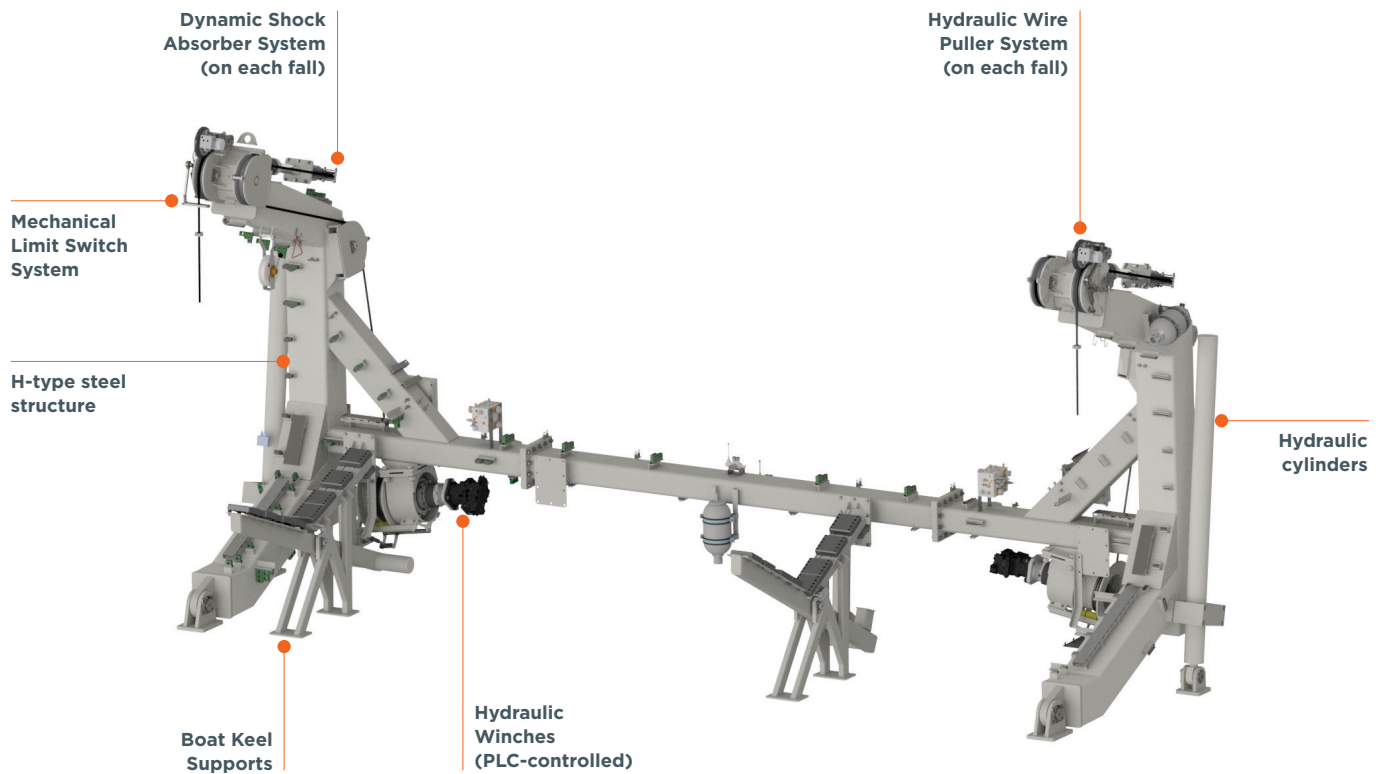
HN davit features

- Shock Absorber
- Constant Tension System
- Standard Keel Support
- Wire puller
- Limit switch

Optional features

- Stainless steel fittings
- Control stand
- Control station
- Submerged HPU (or top mounted for outdoor placement)
- HPU stainless tank
- Soft starter
- Stainless steel starter for outdoor placement
- Remote Control (wired or wireless)
- Skid
- Flexible hook distance
- -40 degrees winterisation

HN davit



All data presented in this table are indicative and minor deviations may occur. Data may be subject to change based on final system configuration.

Davit Model	MED-B Cert.	MWL (kg)	Total Travel (outreach) (mm)	Inst. Height, Stored Pos (mm)	Std. Max Hoist Speed (m/min)	Estimated Std Power Cons. (kW)	SOLAS	Opt. Max Hoist Speed (m/min)
HN-5000		5000	3479	4053	0-36	60	Yes	0-50
HN-9003	Yes	9000	4273	5915	0-36	120	Optional	0-50
HN-9005	Yes	9000	3540	3993	0-36	120	Optional	0-50
HN-10000	Yes	10000	5572	5690	0-36	136	Optional	0-50

F davit

The Vestdavit F series is a dual point davit system that implements the dual fall technology of the HN series. The F-Frame provides advantage in that it is an open architecture solution which provides greater access to the craft in stored position and thereby facilitates payload transfer and maintenance.



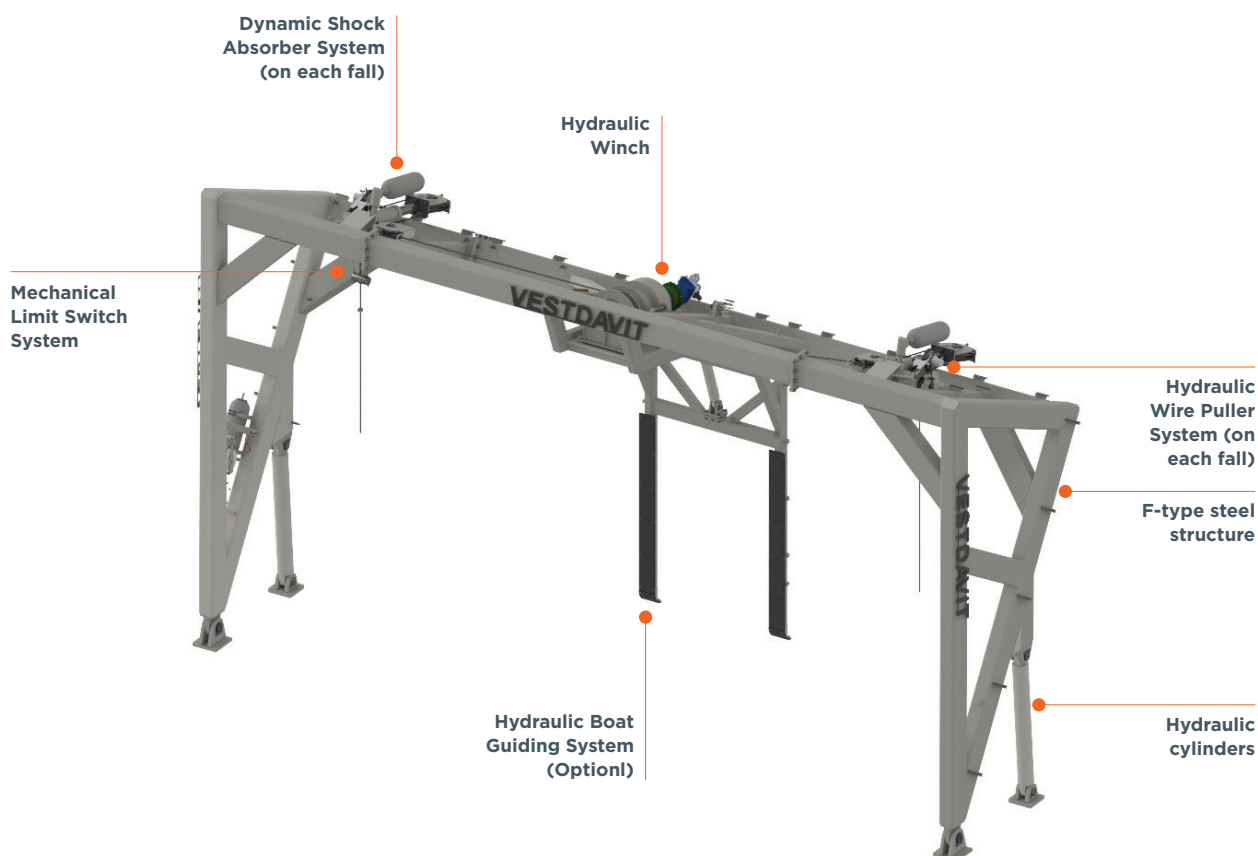
F davit features

- Shock Absorber
- Constant Tension System
- Standard Keel Support
- Wire puller
- Limit switch

Optional features

- Stainless steel fittings
- Control stand
- Control station
- Submerged HPU (or top mounted for outdoor placement)
- HPU stainless tank
- Soft starter
- Stainless steel starter for outdoor placement
- Remote Control (wired or wireless)
- Skid
- -40 degrees winterisation

F davit



All data presented in this table are indicative and minor deviations may occur. Data may be subject to change based on final system configuration.

Davit Model	MED-B Cert.	MWL (kg)	Total Travel (outreach) (mm)	Inst. Height, Stored Pos (mm)	Std. Max Hoist Speed (m/min)	Estimated Std Power Cons. (kW)	SOLAS	Opt. Max Hoist Speed (m/min)
F-10000	Yes	10000	4522	5600	0-36	120	Yes	0-50

FF davit

The Vestdavit FF series is a dual point davit system that builds on the F davit. It employs flexible hook distance technology, allowing the davit to reconfigure the falls and handle multiple payloads. This allows for launch and recovery of both smaller crafts in single point configuration and larger crafts in dual point configuration. This is achieved by utilizing hydraulic cylinders and is an automatic evolution regulated by PLC.



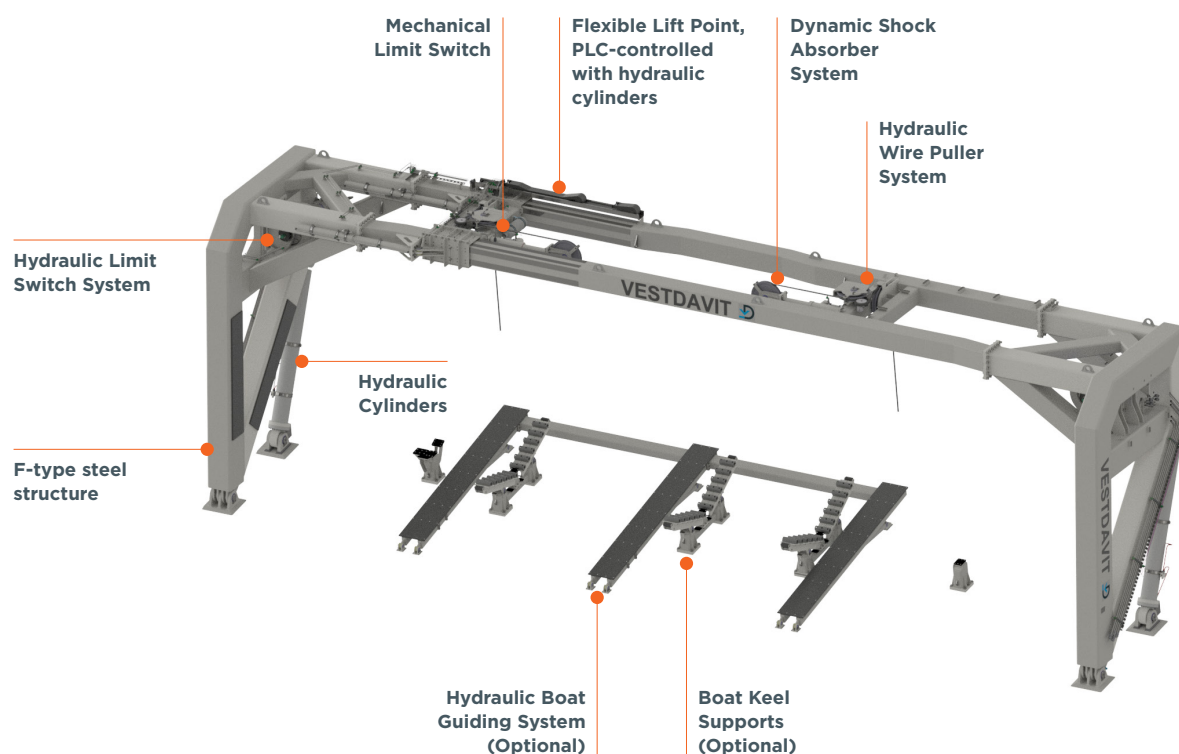
FF davit features

- Shock Absorber
- Constant Tension System
- Standard Keel Support
- Wire puller
- Limit switch
- Flexible hook distance

Optional features

- Stainless steel fittings
- Control stand
- Control station
- Submerged HPU (or top mounted for outdoor placement)
- HPU stainless tank
- Soft starter
- Stainless steel starter for outdoor placement
- Remote Control (wired or wireless)
- Skid
- -40 degrees winterisation

FF davit



All data presented in this table are indicative and minor deviations may occur. Data may be subject to change based on final system configuration.

Davit Model	MED-B Cert.	MWL (kg)	Total Travel (outreach) (mm)	Inst. Height, Stored Pos (mm)	Std. Max Hoist Speed (m/min)	Estimated Std Power Cons. (kW)	SOLAS	Opt. Max Hoist Speed (m/min)
FF-10000	Yes	10000	4980	5614	0-30	110	Optional	0-50
FF-15000	Yes	15000			0-30	162	Optional	0-50
FF-30000	No	30000	6662	5936	0-30	328	No	0-40

VESTDAVIT **PRODUCT RANGE**

Telescopic davits

Telescopic davit

The telescopic davit is a single point, deck head mounted system that combines compact design with high performance. The telescopic davit can be installed as a standalone, single-lift system, or combined in pairs to a dual-lift system with twice the system MWL.



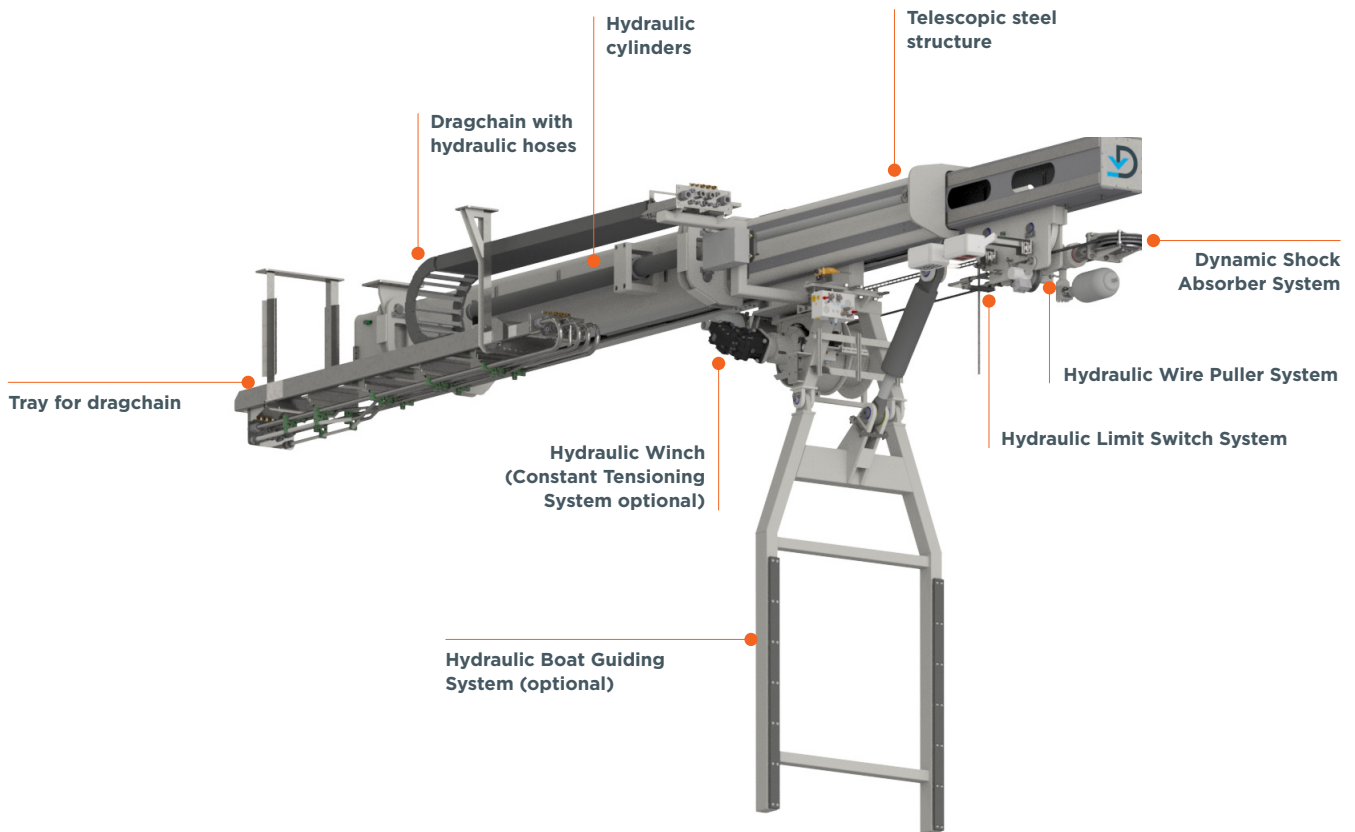
TDB davit features

- Constant Tension System
- Metallization
- Hydraulic guiding arms
- Wire puller
- Limit switch

Optional features

- Speed 40 m/min (up to 15T MWL)
- Speed 50 m/min (up to 7T MWL)
- SOLAS
- Dead ship emergency
- Stainless steel fittings
- Control stand
- Control station
- Standard Keel Support
- Multi Keel Support
- Submerged HPU (or top mounted for outdoor placement)
- HPU stainless tank
- Soft starter
- Stainless steel starter for outdoor placement
- Remote Control (wired or wireless)
- Hydraulic guiding arms
- -40 degrees winterisation

Telescopic davit



All data presented in this table are indicative and minor deviations may occur. Data may be subject to change based on final system configuration.

Model	MED -B Cert.	MWL (kg)	Total Travel (outreach) (mm)	Inst. Height, Stored Pos (mm)	Estimated Std Weight (kg)	Std. Max Hoist Speed (m/min)	Estimated Std Power Cons. (kW)	SOLAS	Opt. Max Hoist Speed (m/min)
TDB-3603	Yes	3600	3700	1100	3400	0-36	47	Yes	0-50
TDB-3605	Yes	3600	4900	1600	4800	0-36	47	Yes	0-50
TDB-4000L	Yes	4000	4200	1550	4400	0-36	51	Yes	0-50
TDB-5000	Yes	5000	3700	1200	3500	0-36	59	Optional	0-50
TDB-7001	Yes	7000	4500	1600	7000	0-30	72	Optional	0-50
TDB-10000L	Yes	10000	5500	1800	10500	0-30	89	Optional	0-40
TDBF-7001	Yes	7000	4500	2000	10350	0-30	72	Optional	0-50
TDBS-8000	Yes	8000	7050	2100	9400	0-30	96	Optional	0-40
TSB-2500	Yes	2500	3000	1000	1900	0-6/0-18	9/25	Yes	-
TSB-2500L	Yes	2500	3000	1000	2400	0-6/0-18	9/25	Yes	-

TDB - Telescopic Dual Beam | TDBF - Telescopic Dual Beam Flexible | TDBS - Telescopic Dual Beam Swivel-mounted | TSB - Telescopic Single Beam

VESTDAVIT **PRODUCT RANGE**

NORSOK

davits

NORSOK davits

Vestdavit's NORSOK-compliant davits are designed and manufactured to safely operate in the demanding environmental conditions encountered in daily offshore oil and gas operations. Engineered in full accordance with NORSOK R-002 standards, these systems deliver uncompromising safety, reliability, and performance.



NORSOK davit features

- Shock Absorber
- Constant Tension System
- Keel/fender support
- Hydraulic guiding arms (PLR-type only)
- Wire puller
- Limit switch
- Control station


Optional features

- SOLAS
- Stainless steel fittings
- Submerged HPU (or top mounted for outdoor installation)
- HPU stainless steel tank
- Soft starter
- Stainless steel starter cabinet for outdoor installation
- Metallization
- Remote Control (cabled and/or wireless)
- Skid
- -40 degrees winterisation
- Approved for installation in ATEX zone 1 or 2

NORSOK davits

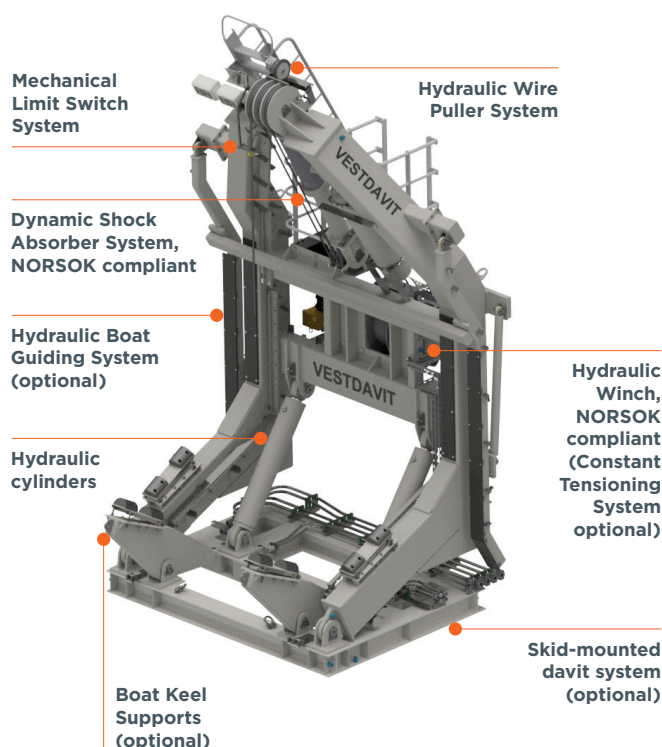
D-type davit

The D-type NORSOK davit consists of a fixed A-frame structure, specifically designed for installation onboard fixed platforms. The compact and robust design makes it well suited for mounting on a bespoke skid solution supporting all the auxiliary equipment.



PLR-type davit

The PLR-type NORSOK davit is a pivoting A-frame davit equipped with all the necessary equipment for safe launch and recovery in harsh offshore environments. Specifically designed for installation onboard floating platforms and vessels.



All data presented in this table are indicative and minor deviations may occur. Data may be subject to change based on final system configuration.

Davit Model	MED-B Cert.	MWL (kg)	Total Travel (outreach) (mm)	Inst. Height, Stored Pos (mm)	Estimated Std Weight (kg)	Std. Max Hoist Speed (m/min)	Estimated Std Power Cons. (kW)	SOLAS
D-5000 NORSOK	Yes	5000	0	4200	2800	0-85/0-123	154/240	Optional
PLR-6000 NORSOK	No	6000	4471	6204	9000	0-85/0-123	175/268	Optional

*Hoist speed 0-85 m/min for floating installations, 0-123 m/min for fixed installations

VESTDAVIT **PRODUCT RANGE**

Painter booms

VESTDAVIT PRODUCT RANGE



PAINTER BOOMS

Painter booms


Vestdavit produces painter boom systems as a complimentary system to our davit systems. The painter boom systems, once connected, maintain the longitudinal craft position in relation to the mother vessel. This is crucial if planning to launch and recover whilst making way. Vestdavit develops its painter boom systems to the requirement of each individual project, and they fall into two main categories:

- **Telescopic Painter Booms (PBT)**
- **Hinged Painter Booms (PBH)**


The PBT type is stored internally within the vessel and extends when required, whilst the PBH type is mounted on the external surface of the mother vessel and folds out into the launch and recovery position.

Depending on the operational requirements of the end user, the painter boom systems can be coordinated with the davit system by PLC. In the case of the launch and recovery of multiple types of crafts, the painter boom can be made to be adjustable relative to the distance from the mother ship by utilizing a winch system. Other optional equipment includes shock absorbers and constant tension system.

PBH Painter boom



PBT Painter boom



VESTDAVIT PRODUCT RANGE

VESTDAVIT 

